

YLONG 宇龙



GATTUWALA  
ENERGY SOLUTIONS PRIVATE LIMITED



# Welcome to Gattuwalla Energy Solutions Private Limited!

## About Us :

At Yulong Gattuwalla Energy Solutions Private Limited, we are committed to transforming the future of sustainable energy through innovative biomass solutions. As a leading manufacturer and supplier of high-quality biomass pellet machines, briquette machines, and complete pellet plant setups, we have established ourselves as a trusted name in the renewable energy industry. With over 100+ successful plant installations across India and international markets, we specialize in delivering end-to-end EPC solutions for biomass pellet and briquette plants.

Our expertise covers everything from advanced machinery manufacturing to complete plant design, installation, commissioning, and after-sales support. We provide comprehensive services including BOOT model solutions, Operation & Maintenance (O&M), project consultancy, subsidy assistance, and licensing support. Our focus is not only on delivering machines but on building long-term partnerships that help businesses achieve efficiency, profitability, and environmental sustainability. Driven by innovation, quality, and customer satisfaction, our experienced team ensures every project is optimized for maximum performance and long-term success. At Yulong Gattuwalla, we believe in creating cleaner energy solutions for a greener tomorrow.



## Mission :

Our mission is to empower industries and businesses with efficient, eco-friendly, and cost-effective biomass energy solutions. We aim to simplify the transition to renewable energy by providing world-class pellet machines, expert installation services, and complete project support. Through continuous innovation, advanced technology, and customer-focused service, we strive to maximize productivity, reduce carbon footprints, and make biomass energy accessible for a sustainable future.

## Vision :

Our vision is to become a global leader in biomass energy solutions by driving the widespread adoption of renewable and sustainable fuel technologies. We aspire to create a cleaner planet by helping businesses harness the full potential of biomass energy through smart engineering, reliable machinery, and seamless project execution. We envision a future where green energy becomes the standard, and Yulong Gattuwalla stands at the forefront of this transformation, powering industries toward sustainability and long-term growth.

## Our Offering Products



### The 8th Generation Pellet Mill

Technical Parameter

Model	Size(MM)	Weight(T)	Capacity(T/H)	Power(KW)
XGJ560+8	2438*1584*1818	5.3	1.5-2	132+0.55+0.05+2.2+0.13
XGJ560+8	2438*1584*1818	5.9	2-2.5	160+0.55+0.05+2.2
XGJ2-850+8	2866*1830*2190	13.6	3-4	250+4+0.55+0.05+3+0.15

### Single-shaft high-efficiency Hammer Mill

Technical Parameter

MODEL	MAIN MOTOR	TOTAL KW	NO. OF BLADE	CAPACITY(T/H)
GXL 75 * 75	75	75+18.5+2.2	60	1
GXP 75 * 100	90	90+30+4	78	1.5
GXP 75 * 100	110	110+37+4	78	2
GXP 75 * 120	132	32+37+4	96	2.5
GXP 75 * 150	160+5.5	160+5.5+45+5.5	126	3
GXP 75 * 150	200+5.5	200+5.5+55+5.5	126	4

## BIOMASS DRYER MACHINE

### BIOMASS FLASH DRYER



DRYER MODEL	GTW - B750	GTW - B1500	GTW - B3000
WATER EVAPORATION(KG/H)	450	900	1800
DRY PRODUCT O/P (KG/H) @I/P MOISTURE<30%	1100	2200	4400
DRY PRODUCT O/P (KG/H) @I/P MOISTURE<45%	750	1500	3000
DRY PRODUCT O/P (KG/H) @I/P MOISTURE<50%	600	1200	2400
#FUEL CONSUMPTION (KG/H)	<115	<220	<400
CONNECTED LOAD(HP)	19.5	31	67



### GATTUWALA HAMMER MACHINE

Model	Power (HP)	Capacity(T/H)
GTW - HM83	83 HP	1800-2000

## Auxiliary Equipment



Moving Floor Hydraulic Silo



Pulse Dust Collector



Hydraulic Rectangular Warehouse

# Roller Shredder




## Technical Parameter

Model	Size	Power	Weight(T)	Capacity(T/H)
SSJ150	5900X2400X2700	55kwX2	12	3-8
		90kwX2		5-12
		132kwX2		8-20



## DUAL SHAFT SHREDDER

Model	Power (HP)	Capacity (Ton)
GTW-60	60	2
GTW-80	80	2.5
GTW-120	120	4-5
GTW-150	150	5-7



## T-REX SERIES

Technical Parameter

Model	Capacity(M3/H)	Power(KW)	Inlet size(MM)	The knife number	Weight (T)
TR-A6585	25-40	110+3+3+2.5+1.5	850x500	3	6.5
TR-A65120	40-80	160+4+4+2.2+1.5	1200x500	5	8.84
TR-A8085	70-150	(160-220)+7.5+3	844x620	(6)*	10.5
TR-A80130	100-200	(160-315)+11+3	1300x620	(10)*	15.5

## WOOD PELLET CRUSHER

Technical Parameter

Model	Capacity(T/H)	Power(KW)	Inlet size(MM)	The knife number
TR-C90150	7-14	250X2	1470	32
	6-12	200X2	1470	32
	5-10	315	1470	32
TR-C2000	8-16	315X2	1870	40

## SAW DUST MAKING MACHINE



MODEL	POWER (HP)	CAPACITY (kgs/h)
GTW-B50	50	1000
GTW-B75	75	2000
GTW-B100	100	3000
GTW-B150	150	4000-5000
GTW-B200	200	6000-6500

## Cooling Equipment

Technical Parameter

Model	Capacity(T/H)	Power(KW)	Cooling Cubage (M3)	Cooling Time	Cooling Temperature
SKLN-1.5	1-2	1.1+0.18+5.5	1.5	>6-10	<3-5
SKLN-2.5	2-3	2.2+0.18+11	2.5	>6-10	<3-5
SKLN-4	4-6	2.2+0.25+22	4	>6-10	<3-5
SKLN-6	7-10	3+0.25X2+37	6	>6-10	<3-5
SKLN-8	10-15	3+0.25X2+55	8	>6-10	<3-5
SKLN-10	15-20	3+0.25X2+75	10	>6-10	<3-5



## GTS Rotary Screener

Technical Parameter

Model	Capacity	Power
GTS1X2	1-2	1.5
GTS1.2X2	2-3	1.5
GTS1.5X2.5	3-5	1.5
GTS1.8X3	5-7	2.2
GTS2.2X4	8-10	4.0




Jumbo Packaging Machine

Automatic Feeder

Ribbon Mixer

# Briquette Machine



Model	: "JUMBO-90"
Type	: Crank Type
Stock	: 200 mm
R. P. M.	: 230
Total Power Requirement	: 91 HP.
Production Capacity	(+ 20% Depending on Density and Quality of Raw Material) : 1000-1500 Kg/Hr.
Finished Products Size	: 90 mm Dia
Finished Product Shape	: Cylindrical
Finished Product Length	: 6" to 12"
Raw Material Form	: Up to 25mm Size can be Used Directly

## Other Attachments :

**Z - ELEVATOR**



**BIOMASS SILO**



**BELT CONVEYOR**



**SIEVER (VIBRATOR)**



**SCREW CONVEYOR**





Roller Bearing



Ring Die



Roller Shell



Roller Shaft




Roller Assembly



## Spare Parts



T-Rex-65  
Flying Knife



T-Rex-80  
Flying Knife



T-Rex-65  
Fixed Knife



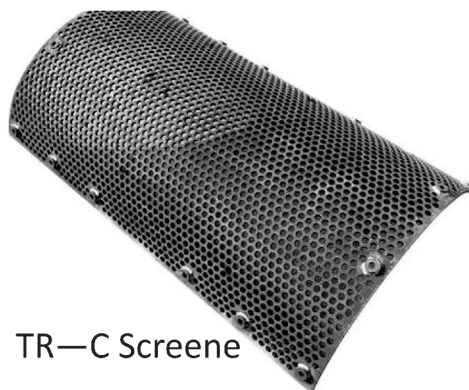
T-Rex-80  
Fixed Knife



TR—C Hammer




Hammer of Hammer



TR—C Screen



T—Rex Wood Chipper Screener



Hammer Mill Screener

## AGROWASTE RAW MATERIAL TO MAKE BRIQUETTE AND PELLET



**GROUND NUT SHELL**  
GROSS CALORIFIC VALUE  
(GCV) Kcal/kg: 3800-4000



**SUGARCANE TRASH (BAGGAS)**  
GROSS CALORIFIC VALUE  
(GCV) Kcal/kg: 3800-4000



**SOYABEAN HUSK (KUTAR)**  
GROSS CALORIFIC VALUE  
(GCV) Kcal/kg: 3600-3800



**SAW DUST (WOODEN DUST)**  
GROSS CALORIFIC VALUE  
(GCV) Kcal/kg: 4000-5000



**RICE HUSK**  
GROSS CALORIFIC VALUE  
(GCV) Kcal/kg: 3300-3400



**Cashew Shell Waste**  
GROSS CALORIFIC VALUE  
(GCV) Kcal/kg: 5000+



**COTTON AGROWASTE**  
GROSS CALORIFIC VALUE  
(GCV) Kcal/kg: 3600-3800



**CORN COP WASTE**  
GROSS CALORIFIC VALUE  
(GCV) Kcal/kg: 3600-3800



**SUGAR CANE LEAVES**  
GROSS CALORIFIC VALUE  
(GCV) Kcal/kg: 3800-4000



**PARALI OR RICE STRAW**  
GROSS CALORIFIC VALUE  
(GCV) Kcal/kg: 3300-3400

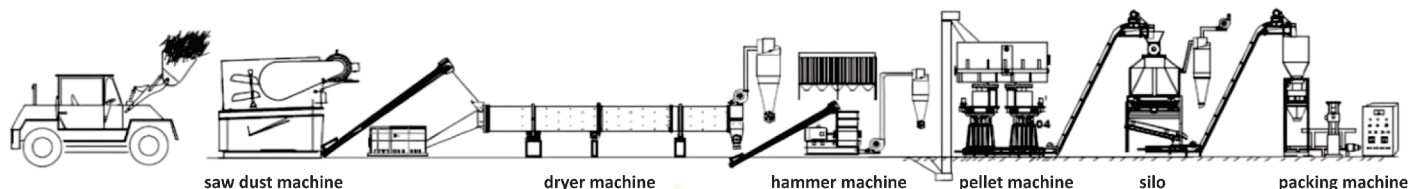


**NAPIER GRASS**  
GROSS CALORIFIC VALUE  
(GCV) Kcal/kg: 3800-4000

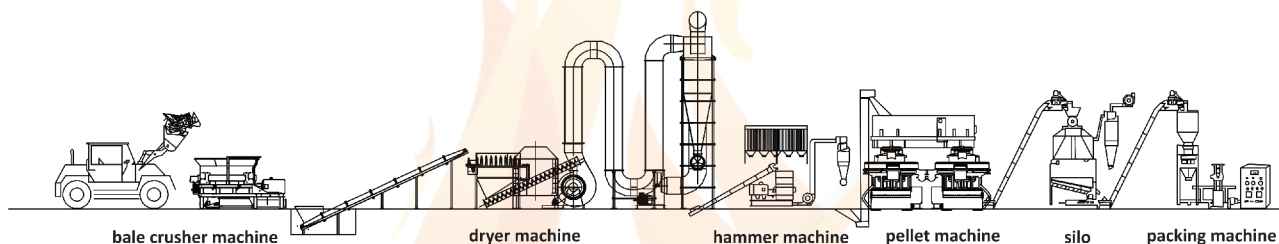


**MUSTARD HUSK**  
GROSS CALORIFIC VALUE  
(GCV) Kcal/kg: 3600-3800

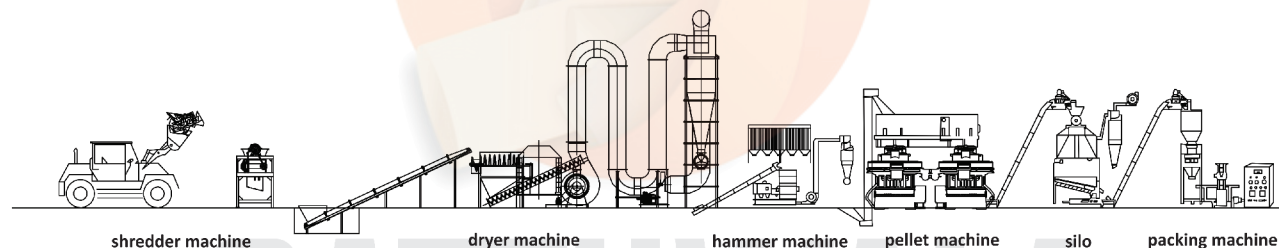
## FLOWING CHART FOR WOOD PELLET PRODUCTION LINE



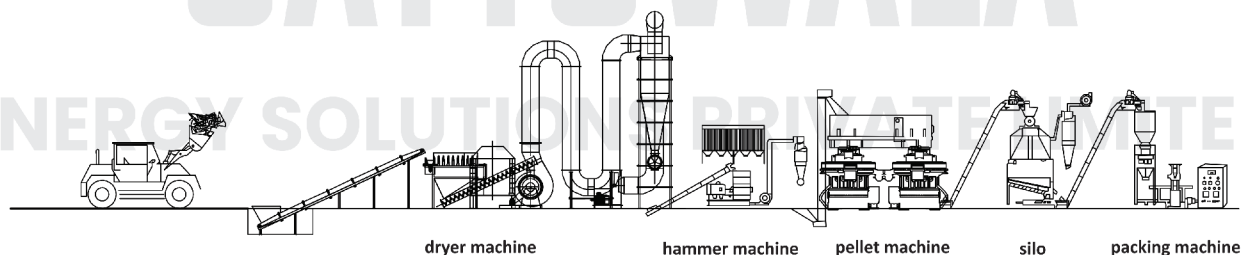
## FLOWING CHART FOR PARALI PELLET PRODUCTION LINE



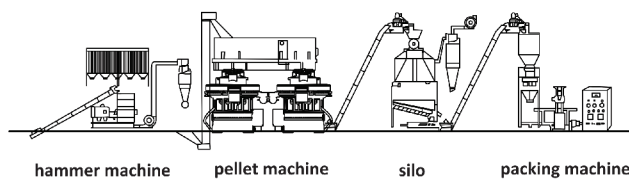
## FLOWING CHART FOR BAGGAS PELLET PRODUCTION LINE



## FLOWING CHART FOR WET AGRO WASTE PELLET PRODUCTION LINE



## FLOWING CHART FOR DRY AGRO WASTE PELLET MILL PRODUCTION LINE



## Our Additional Services

### Plant Fabrication

Expertly designed and constructed fabrication solutions tailored to meet the specific needs of your biomass pellet plant.

### Subsidies Documentation and Licensing

Comprehensive support for navigating subsidy documentation and licensing processes, ensuring a smooth and efficient application.

### Sales Support

End-to-end sales support to help you market and distribute your biomass pellets, maximizing your business potential.

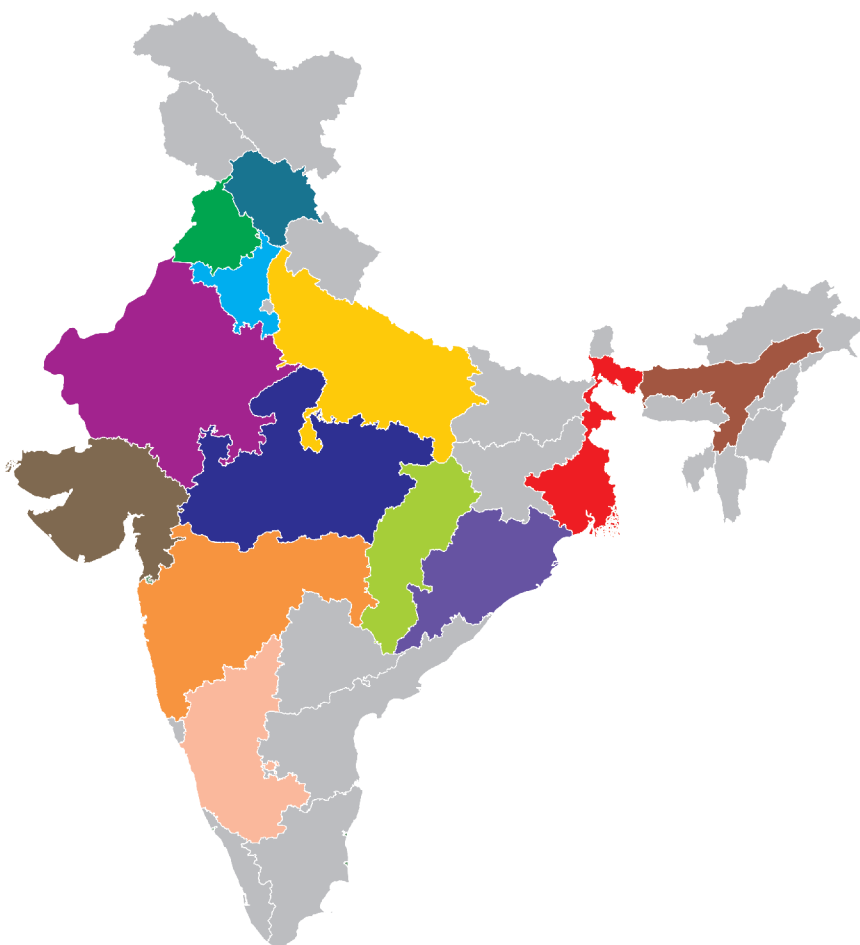
### Power Plant Pellet Tender Enrollment

Professional assistance in enrolling and competing in power plant pellet tenders, giving you a competitive edge in the market.

### Operation and Maintenance of Pellet Plants

Full-service operation and maintenance solutions to keep your pellet plants running efficiently and reliably.

## WE SOLD MACHINE AT :



- MAHARASHTRA
- CHHATTISGARH
- ODISHA
- GUJARAT
- KARNATAKA
- U.P
- ASSAM
- M.P
- PUNJAB
- HARIYANA
- WEST BENGAL
- RAJSTHAN




# Industrial Solar

Other Services Like Solar With Other New  
Venture Vistara Energies













---

## CORPORATE OFFICE DELHI

-  1002 & 1003, Pearl Best Height 2, 10th Floor, Netaji Subhash Place, Pitampura, Delhi - 110034
-  +91 - 7304040777, +91 - 9999958018
-  kalpesh@gattuwalla.com, delhi@gattuwalla.com




---

## BRANCH OFFICE AKOLA MAHARASHTRA

-  Gattuwalla-203 , Yamuna Plaza Akola Maharashtra - 444001
-  +91 - 9028936401, +91 - 9657964658
-  bhavesh@gattuwalla.com, akola@gattuwalla.com




---

## BRANCH OFFICE CHHATTISGARH

-  5039-40, 5th Floor, Currency Tower, VIP Road Corner, Raipur Chhattisgarh - 492001
-  +91- 8421788779, +91- 7304040777, +91- 9028936401
-  vishal@gattuwalla.com, raipur@gattuwalla.com




---

## BRANCH OFFICE MADHYA PRADESH

-  B-205, 2nd Floor, The One Building, RNT Marg, Indore
-  +91- 9967244200, +91- 7354045200
-  contact@gattuwalla.com, aayushi@gattuwalla.com

---

## FACTORY LOCATION

-  Jhundpur Indertal Area. Khasra No.45 Killa No.9/1, Teshil Rai , SONIPAT H.r., Pin Code 131023
-  Plot No.J-2 and J-3 MIDC. III, AKOLA.
-  Plot No. 108/39, Bhanpuri Main Road, Near SBI Bhanpuri Branch, Bhanpuri, RAIPUR (C.G.) 493221



Yulong - Gattuwalla